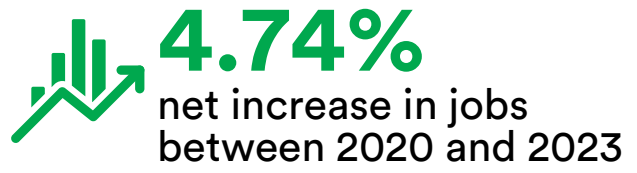
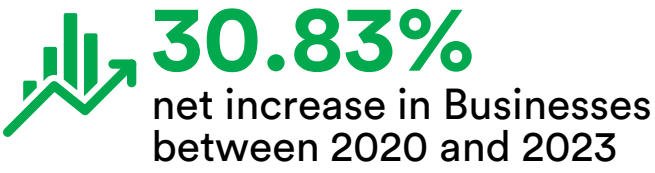
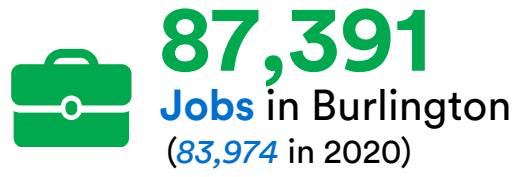
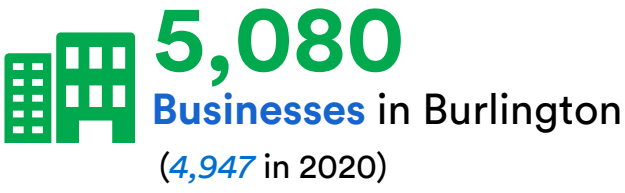


# 2023 HALTON EMPLOYMENT SURVEY REPORT

This infographic highlights key statistics for Burlington and the Halton Region, based on data from the Halton Employment Surveys conducted between 2020 and 2023.

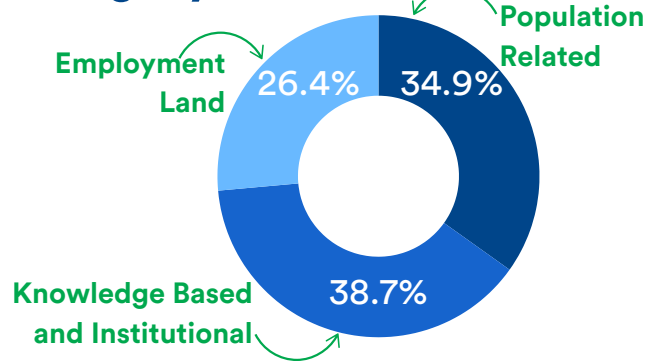
## 2023 Highlights



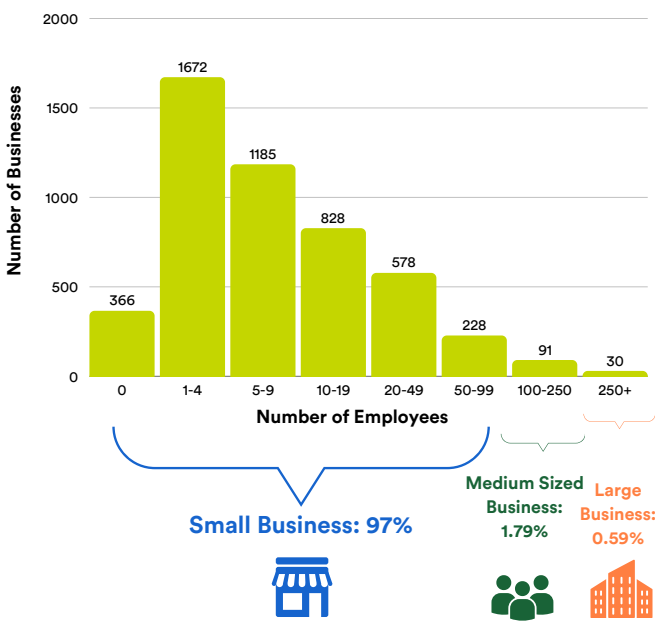
## Top Employment Sectors (# of Jobs)



## Jobs Based on Industry Category



## Business Sizes (by Employees)



## Top Business Sectors



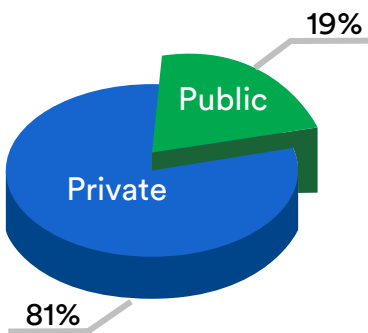
## Fastest Growing Business Sectors



## Employer Work from Home Trends



## Employee Share (by Sector)

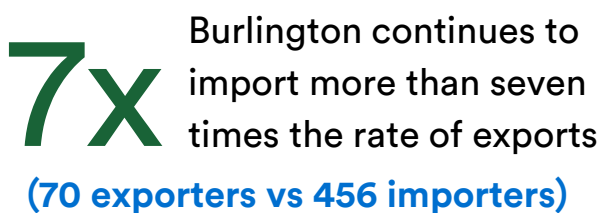


## Top 3 Companies (Employers by Sector)

Public Sector	
Companies	# of Employees
Joseph Brant Hospital	2040
Burlington City Hall	910
Royal Botanical Gardens	300

Private Sector	
Companies	# of Employees
Sofina Foods Inc.	855
Evertz Microsystem Ltd.	635
Cogeco Connexion Inc.	580

## Import VS Export



## Top Exporting Industries

